



**DEPARTMENT OF EDUCATION
OFFICE OF THE SUPERINTENDENT**

www.gdoe.net
501 Mariner Avenue
Barrigada, Guam 96913
Telephone: (671) 300-1547 / 1536 • Fax: (671) 472-5001
Email: jonfernandez@gdoe.net



JON J.P. FERNANDEZ
Superintendent of Education

January 30, 2020

roid
2:20pm

Speaker Tina Rose Muña Barnes

Honorable Tina Rose Muña Barnes
Speaker
I Mina' Trentai Singko Na Liheslaturan Guåhan
Guam Congress Building
163 Chalan Santo Papa
Hagatña, Guam 96910

JAN 30 2020
Time 12:48 () AM () PM
Received By: matt

Subject: Fiscal Year 2020 1st Quarter Consolidated Expenditure Report

Hafa Adai Speaker Muña Barnes,

Pursuant to Public Law 35-36, Chapter XII, Section 31, within thirty days following each fiscal quarter, the Superintendent of the Guam Department of Education (GDOE) shall provide to I Liheslaturan Guåhan, and post on the GDOE website, a consolidated expenditure report which shall include the authorized spending levels, encumbrances, and expenditures (quarterly and year-to-date) of GDOE, enumerated by school or division within the department. Such report shall also be transmitted to each school principal.

In compliance with P.L. 35-36, attached is the GDOE's Fiscal Year 2020 1st Quarter Consolidated Expenditure Report. The report may also be viewed on the GDOE's website at www.gdoe.net.

Please advise my office if you have any questions or concerns regarding this matter.

Senseramente,

J.P. Fernandez
Jon J.P. Fernandez
Superintendent of Education

Attachment: GDOE FY2020 1st Quarter Expenditure Report

Cc: Chairwoman and Members, Guam Education Board
Principals, Guam Department of Education

GUAM DEPARTMENT OF EDUCATION
FY2020 1ST QUARTER CONSOLIDATED EXPENDITURE REPORT [1]


GDOE DIVISIONS:	Authorized	Encumbrances	Expenditures	
	Spending Levels		1st Quarter	YTD
Board of Education	\$ 57,392	\$ -	\$ 33,297	\$ 33,297
Superintendents Office	\$ 3,725,686	\$ 1,404,665	\$ 317,012	\$ 317,012
Research Planning & Evaluation	\$ 164,773	\$ -	\$ 39,661	\$ 39,661
Financial, Student & Administrative Information System	\$ 2,740,846	\$ 1,886,575	\$ 426,251	\$ 426,251
Curriculum & Instruction	\$ 2,421,349	\$ 348,007	\$ 145,972	\$ 145,972
Chamorro Studies	\$ 540,545	\$ -	\$ 69,495	\$ 69,495
Financial Affairs	\$ 26,674,317	\$ 2,500,000	\$ 15,620,129	\$ 15,620,129
Personnel Office	\$ 1,056,066	\$ -	\$ 245,138	\$ 245,138
Facilities & Maintenance	\$ 10,305,505	\$ 4,445,146	\$ 2,184,207	\$ 2,184,207
Student Support Services	\$ 1,324,018	\$ -	\$ 293,574	\$ 293,574
Food and Nutrition Services / Child Nutrition Program	\$ 5,861,445	\$ 3,967,007	\$ 2,136,169	\$ 2,136,169
Procurement	\$ 432,917	\$ 16,772	\$ 94,198	\$ 94,198
Headstart	\$ 1,094,324	\$ -	\$ 236,142	\$ 236,142
Special Education	\$ 3,959,283	\$ -	\$ 910,287	\$ 910,287
Gifted and Talented Education	\$ 1,189,240	\$ -	\$ 267,376	\$ 267,376
Internal Audit Office	\$ 323,634	\$ 125,000	\$ 45,438	\$ 45,438
Capital Improvement Project	\$ 1,810,452	\$ 77,520	\$ 73,564	\$ 73,564
Receiving, Property Management	\$ 437,568	\$ -	\$ 70,287	\$ 70,287
Secondary Education	\$ 1,555,811	\$ 1,070	\$ 140,264	\$ 140,264
Subtotal Divisions	\$ 65,705,170	\$ 14,771,762	\$ 23,348,462	\$ 23,348,462
GDOESCHOOLS:				
Agana Heights Elementary	\$ 2,432,826	\$ 19,690	\$ 579,559	\$ 579,559
M.A. Sablan Elementary	\$ 2,738,573	\$ 19,690	\$ 597,638	\$ 597,638
B.P. Carbullido Elementary	\$ 2,854,636	\$ 790	\$ 630,326	\$ 630,326
C.L. Taitano Elementary	\$ 3,277,994	\$ 790	\$ 771,110	\$ 771,110
Finegayan Elementary	\$ 4,273,849	\$ 39,323	\$ 945,874	\$ 945,874
H.S. Truman Elementary	\$ 2,558,143	\$ 20,948	\$ 592,094	\$ 592,094
J.M. Guerrero Elementary	\$ 3,238,571	\$ 11,764	\$ 720,261	\$ 720,261
Inarajan Elementary	\$ 1,743,683	\$ 21,328	\$ 392,526	\$ 392,526
J.Q. San Miguel Elementary	\$ 3,395,833	\$ 5,287	\$ 760,682	\$ 760,682
L.B. Johnson Elementary	\$ 1,952,135	\$ 790	\$ 433,697	\$ 433,697
M.A. Ulloa Elementary	\$ 3,417,617	\$ 20,195	\$ 788,493	\$ 788,493
M.U. Lujan Elementary	\$ 3,423,806	\$ 790	\$ 735,093	\$ 735,093
Merizo Martyrs Elementary	\$ 1,670,681	\$ 790	\$ 345,683	\$ 345,683
Ordot/Chalan Pago Elementary	\$ 3,164,955	\$ 13,865	\$ 740,781	\$ 740,781
P.C. Lujan Elementary	\$ 2,537,784	\$ 790	\$ 570,277	\$ 570,277


GDOE – FY20 1st Quarter Consolidated Expenditure Report

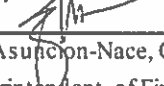
January 30, 2020

Page 3 of 3

H. B. Price Elementary	\$ 3,450,693	\$ 5,582	\$ 804,034	\$ 804,034
Talofoto Elementary	\$ 1,940,793	\$ 790	\$ 450,344	\$ 450,344
Tamuning Elementary	\$ 2,851,908	\$ 790	\$ 675,699	\$ 675,699
Upi Elementary	\$ 3,257,279	\$ 20,664	\$ 724,777	\$ 724,777
Wettengel Elementary	\$ 3,456,774	\$ 19,690	\$ 772,402	\$ 772,402
D.L. Perez Elementary	\$ 4,091,425	\$ 2,190	\$ 932,092	\$ 932,092
Chief Brodie Elementary	\$ 1,720,789	\$ 19,850	\$ 368,970	\$ 368,970
Astumbo Elementary	\$ 3,316,480	\$ 21,152	\$ 759,283	\$ 759,283
Machananao Elementary	\$ 2,283,563	\$ 19,690	\$ 532,946	\$ 532,946
Liguan Elementary	\$ 3,114,713	\$ 14,802	\$ 667,909	\$ 667,909
Adacao Elementary	\$ 2,710,785	\$ 790	\$ 642,970	\$ 642,970
A.I. Johnston Middle	\$ 4,804,966	\$ 26,317	\$ 1,073,644	\$ 1,073,644
V.S.A. Benavente Middle	\$ 6,064,474	\$ 7,432	\$ 1,372,850	\$ 1,372,850
F.B. Leon Guerrero Middle	\$ 6,114,779	\$ 22,082	\$ 1,356,164	\$ 1,356,164
Inarajan Middle	\$ 3,629,680	\$ 41,640	\$ 733,683	\$ 733,683
Jose L.G. Rios Middle	\$ 4,905,560	\$ 6,110	\$ 1,092,779	\$ 1,092,779
L.P. Untalan Middle	\$ 6,368,802	\$ 24,120	\$ 1,455,882	\$ 1,455,882
Oceanview Middle	\$ 3,543,820	\$ 19,970	\$ 822,719	\$ 822,719
Astumbo Middle	\$ 3,682,870	\$ 1,070	\$ 832,052	\$ 832,052
J.P. Torres Success Academy	\$ 1,151,645	\$ 19,970	\$ 264,847	\$ 264,847
George Washington High	\$ 7,504,416	\$ 12,456	\$ 1,885,787	\$ 1,885,787
John F. Kennedy High	\$ 6,870,118	\$ 22,515	\$ 2,035,837	\$ 2,035,837
Simon A. Sanchez High	\$ 6,288,248	\$ 27,004	\$ 1,869,577	\$ 1,869,577
Southern High	\$ 6,077,659	\$ 1,070	\$ 1,609,392	\$ 1,609,392
Okkodo High	\$ 6,590,637	\$ 7,984	\$ 1,719,644	\$ 1,719,644
Tiyan High	\$ 6,166,842	\$ 11,323	\$ 1,440,708	\$ 1,440,708
Subtotal Schools	\$ 154,640,804	\$ 553,884	\$ 36,501,084	\$ 36,501,084
Total Divisions and Schools	\$ 220,345,975	\$ 15,325,645	\$ 59,849,547	\$ 59,849,547


 Lourdes Perez
 Comptroller


 Franklin Cooper-Nurse
 Chief Auditor


 1.30.2020
 Dr. Zenaida Asuncion-Nace, CPA
 Deputy Superintendent of Finance and Administrative Services

[1] Source: GDOE Munis Year-To-Date Budget Report from October 1 - December 31, 2019 (as of January 27, 2020). Amounts were reconciled against Education Financial Supervisory Commission January 23, 2020 reports derived from AS/400.

